



PAMM

Account Management System User Guide Money Manager

Contents

I.	Login to PAMM	2
II.	Create Offer	7
III.	Configure Account Settings	11
IV.	Approval and Refusal of Investor Applications	13
V.	Report and History	15

I. Login to PAMM

*Account Application Instructions

First of all, you need to have a trading account with no-deposited and no-trading records.

Generally speaking, you can choose to apply for a same-name account. If your trading account is a newly-opened account, you can use it directly before deposits and transactions.

STARTRADER provides you offline account opening services. Please contact your client manager to open an account.

Login Link: <https://www.pamm.club/auth/manager>

After filling in the Username and Password, please click [CONFIRM] to log in.

PAMM MANAGER

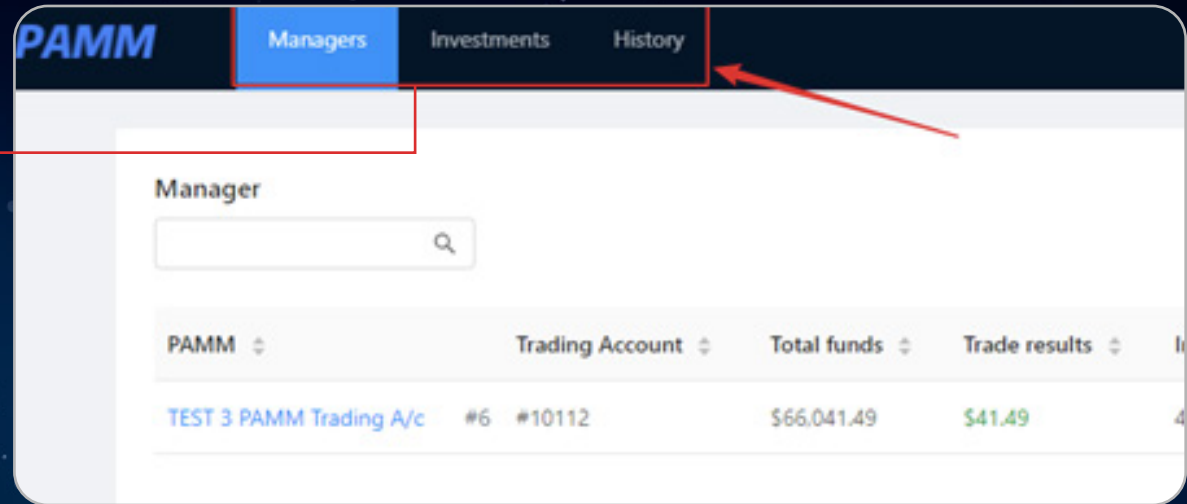
Server
Server ▼

USERNAME
USERNAME

PASSWORD
PASSWORD

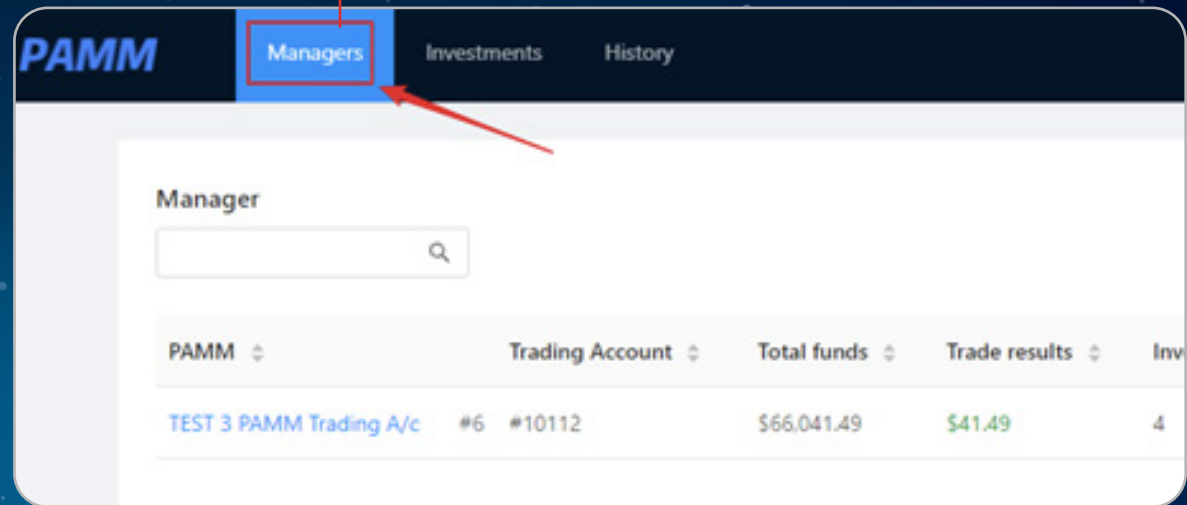
CONFIRM

The page after login is as following. There are 3 tabs included at the top of the page.



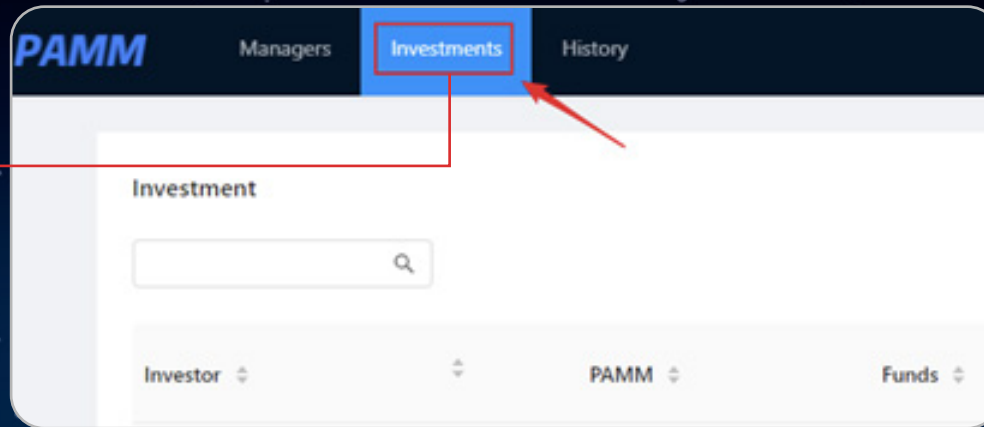
Tab [Managers]

This tab displays every PAMM accounts owned by the money manager. A money manager is allowed to apply for multiple PAMM accounts.



Tab [Investments]

This tab displays investor account information under each PAMM account, including funds and net profit.



Tab [History]

This tab displays every Transactions information (Figure 1) and Requests information (Figure 2).

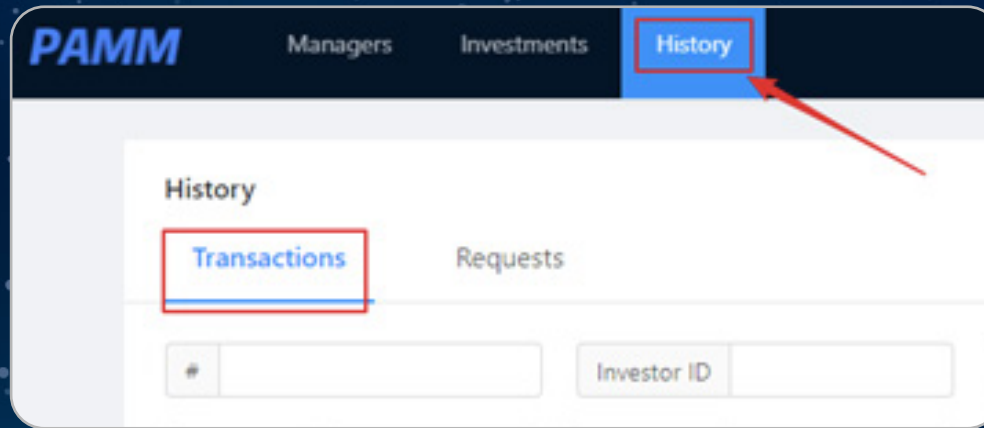


Figure 1

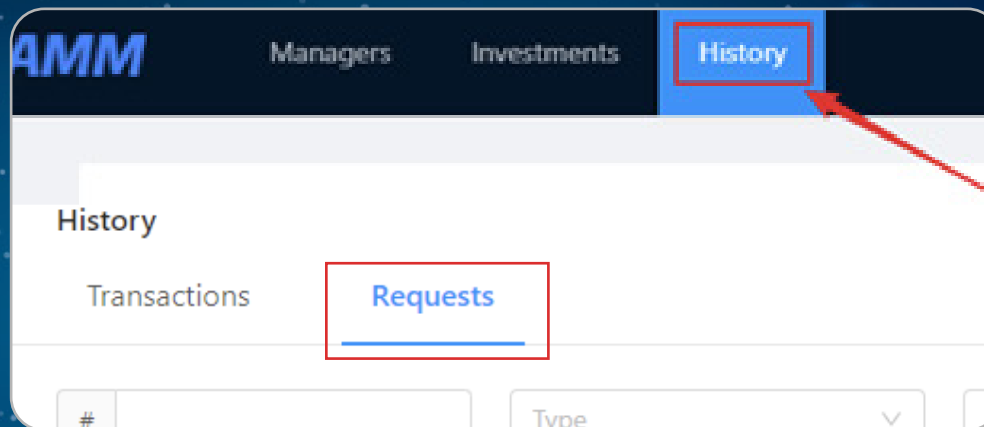


Figure 2

Manager

SEARCH

PAMM	Trading Account	Total funds	Trade results	Inv
TEST 3 PAMM Trading A/c	#6 #10112	\$66,039.81	\$39.81	4

Figure 1

Under the Tab [Managers,] click on the account name (As Figure 1) and view the corresponding account details (As Figure 2).

PAMMAccount #1 Private test

Launch Rollover Deposit Withdraw

Info Investment Offer History Configuration

Summary		Deposits & Withdrawals	
Last update 2021-08-04 14:27:04			
testtt			
Trading Account	#4401	Investor deposits	\$16,077.58
Created date	2020-03-27	Investor withdrawals	-\$13,932.88
Open Trades Profit	\$0.00	Own deposits	\$105.00
Closed Trades Profit	-\$1,978.36	Own withdrawals	-\$127.78
Trade results	-\$1,978.36	Fee	
Investor funds	(26.9%) \$38.56	Performance Fee	\$50.99
Own funds	(73.1%) \$105.00	Management Fee	\$76.79
Total funds	\$143.56	Total Fees	\$127.78

Figure 2

Launch Rollover

Click to Update Now
(It will rollover automatically every 1 hour.)

Info

Which contains the tables as follows

•Summary:

Pamm Account Number/Created Date/Open Trades Profit/Closed Trades Profit/Trade Results.

•Deposits & Withdrawals

The total amount of Investor/Money Manager's Deposits & Withdrawals.

•Fee

The total amount of fees such as Performance fees/Management fees/Deposit or Withdrawal fees (if applicable).

Investment

Which shows an overview of the Investor accounts joining each offer.

History

Which displays the statement of the Investor accounts joining PAMM account.

The screenshot shows a web interface for a PAMM account named 'test'. At the top, there are buttons for 'Launch Rollover', 'Deposit', and 'Withdraw'. Below these are navigation tabs: 'Info', 'Investment' (with a red notification bubble containing the number 7), 'Offer' (with a yellow notification bubble containing the number 25), 'History', and 'Configuration'. The main content area is divided into three sections: 'Summary', 'Deposits & Withdrawals', and 'Fee'. The 'Summary' section includes a table with account details and trading results. The 'Deposits & Withdrawals' section shows a table of investor and own deposits and withdrawals. The 'Fee' section shows a table of performance and management fees.

Summary	
Last update 2021-08-04 14:27:04	
testtt	
Trading Account	#4401
Created date	2020-03-27
Open Trades Profit	\$0.00
Closed Trades Profit	-\$1,978.36
Trade results	-\$1,978.36
Investor funds	(26.9%) \$38.56
Own funds	(73.1%) \$105.00
Total funds	\$143.56

Deposits & Withdrawals	
Investor deposits	\$16,077.58
Investor withdrawals	-\$13,932.88
Own deposits	\$105.00
Own withdrawals	-\$127.78

Fee	
Performance Fee	\$50.99
Management Fee	\$76.79
Total Fees	\$127.78

II. Create Offer

Money Managers may set up offers for interested Investors before putting their funds in the PAMM Account.

PAMM offers include: Trading interval, Profit sharing (Performance fee) ratio, Minimum deposits/withdrawals requirements and/or fees.

1
1 Investment

Trading Interval ⓘ
Min. Initial Investment ⓘ

Agent commission rate (%) ⓘ
Multi-level agent commission distribution schemes ⓘ

[Join Links](#) ¹

How to set up an Offer? Log in and go to Offer > Create.

ⓘ Info [Investment](#) ⁷ [Offer](#) ¹⁶ [History](#) [Configuration](#)

[Create](#)

The description of each tab is in the table:

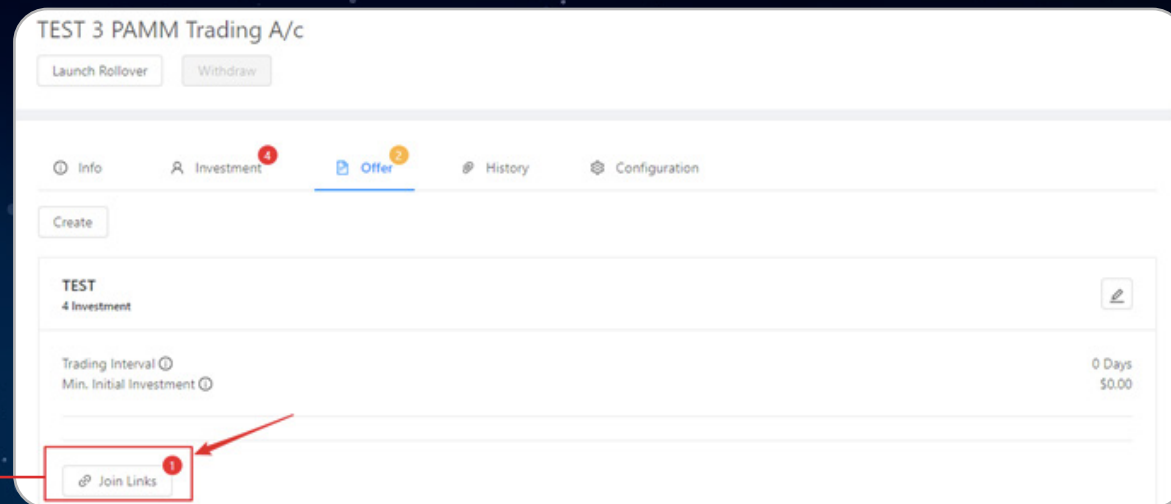
The screenshot shows a 'New offer' form with the following sections and callouts:

- 1:** Name input field.
- 2:** Active toggle switch.
- 3:** Description input field.
- 4:** Join Links section, currently empty with a '+' button.
- 5:** Configuration section, containing:
 - Trading Interval: 1, Months
 - Min. Deposit: 0
 - Min. Withdrawal: 0
 - Min. Initial Investment: 0
- 6:** Performance Fee Equity section, currently empty with a '-' button.
- 7:** Management Fee section, currently empty with a '-' button.

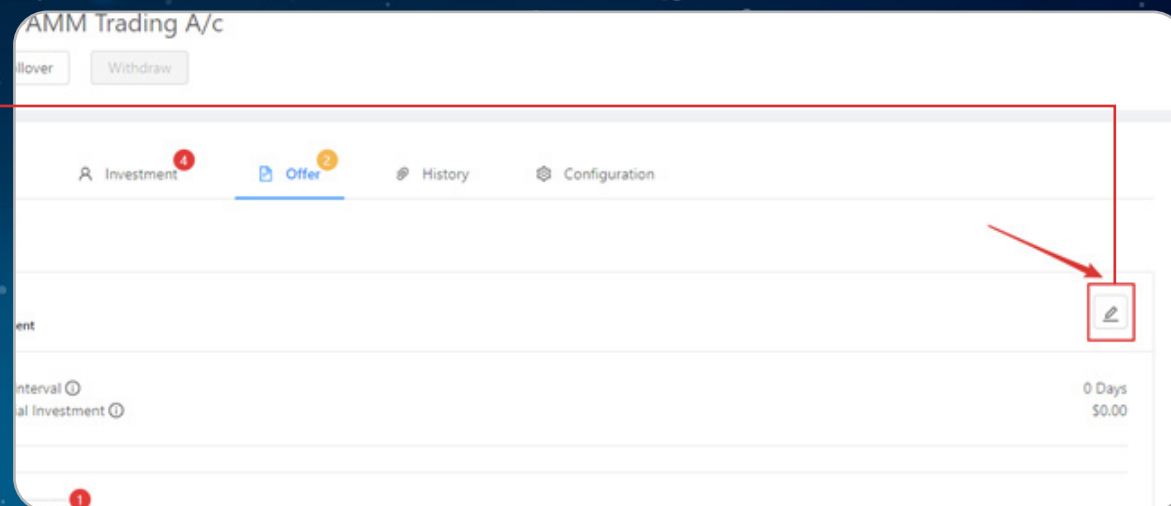
Buttons: Create, Cancel

1. Name	Name of the Offer
2. Active	Allow other Investors to view and request to join the Offer.
3. Description	Explanation about the Offer (optional)
4. Join link	Set up links for people who want to join the Offer. Set the link name and the expiration date (optional).
5. Configuration	
Trading intervals	<p>The period of the Money Manager charges Investors (for performance fee and management fee). The options are as follows:</p> <ul style="list-style-type: none"> • Number of days • Number of weeks • Number of months • Number of calendar months • Zero days (on rollover) <p>* If Number of days or Number of months is selected, it will start from the date of the first fund deposited and rollover on the last day of the selected period. * If Number of weeks is selected, the period will start on Sundays and rollover on Saturdays. * If Number of calendar months is selected, the period will start on the first day of the month and rollover on the last day of the month. * If Zero days (on rollover) is selected, the period will rollover when the Money Manager rolls manually.</p> <p>Rollover will be started at GMT+0 0:00 of the selected interval.</p>
Min. Deposit	The minimum amount the Investor may deposit
Min. Withdrawal	The minimum amount the Investor may withdraw
Min. Initial Investment	The minimum FIRST deposit required for the PAMM Account, which can be different from the Min. Deposit.
6. Performance Fee Equity	
Performance fee	<p>Currently, the Performance Fee is only supported in the form of Equity. The Money Manager may customize the performance fee ratio based on Investor' Equity. For example: Investor with Equity 0 - 999.99 pays 50% of the profit. Investor with Equity 1000 - 9999.99 pays 40% of the profits. Investor with Equity 10,000 or more, pays 30% of the profits.</p>
7. Management fee	
Management fee	Monthly (30 days) fee Money Manager charges Investor based on Investor's equity.

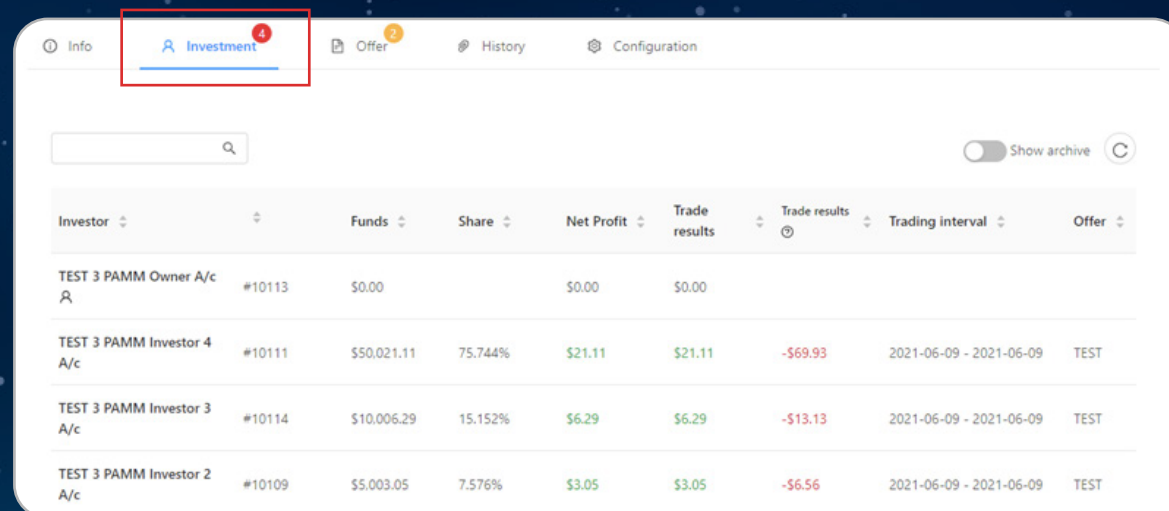
An investment list will be generated after the investment program is created successfully. After clicking on the Button [Join Links] and copy the invitation link, you can send it to investors and invite them to join.



You can also modify your investment program before the investors join. Click on the Button [Edit.] However, you cannot modify your investment program as soon as any investor join. Only the description part can be modified.



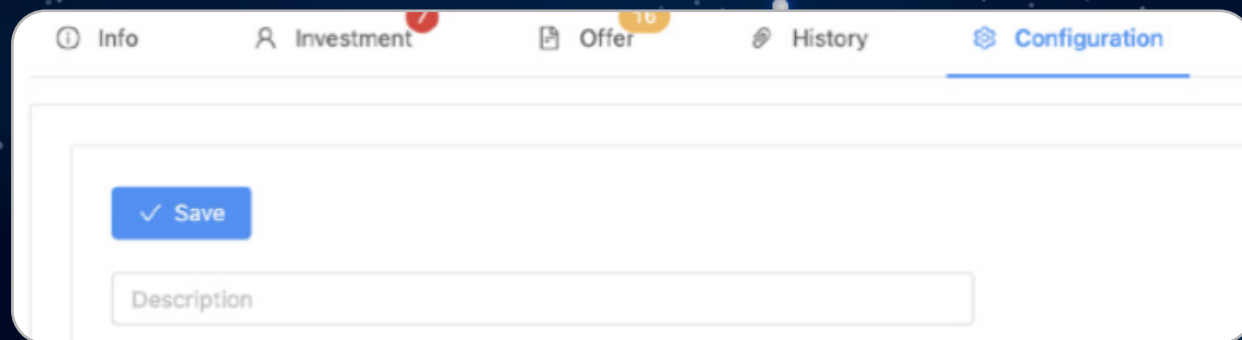
Click on the Tab [Investment] and view investor account information.



Investor	Funds	Share	Net Profit	Trade results	Trade results	Trading interval	Offer
TEST 3 PAMM Owner A/c	\$0.00		\$0.00	\$0.00			
TEST 3 PAMM Investor 4 A/c	\$50,021.11	75.744%	\$21.11	\$21.11	-\$69.93	2021-06-09 - 2021-06-09	TEST
TEST 3 PAMM Investor 3 A/c	\$10,006.29	15.152%	\$6.29	\$6.29	-\$13.13	2021-06-09 - 2021-06-09	TEST
TEST 3 PAMM Investor 2 A/c	\$5,003.05	7.576%	\$3.05	\$3.05	-\$6.56	2021-06-09 - 2021-06-09	TEST

III. Configure Account Settings

In PAMM Account, the positions can be closed automatically as soon as the withdrawal is approved. (Please press Save first every time you want to make changes.)



Partially close positions before executing withdrawal requests:

This means the system will close positions after the withdrawal is approved by the Money Manager, in proportion to the amount withdrawn from the PAMM Account when this is activated.

For example, current account balance is \$10,000, the Money Manager approves withdrawals/deposits while PAMM Account is still holding positions. When the balance drops to \$9,000, 10% of open positions in proportion to the withdrawal amount ($10\% = 1000/10,000$) will be closed by the system. If the deposit amount is greater than the withdrawal amount, the system will not close the positions.

Take another example, there are 3 open trades and the volume of each trade is 0.1 lots. If the Money Manager approves the withdrawal and the balance reduces 55%, the system will automatically close 0.06 lots in each trade, with each trade remaining at 0.04 lots.

Close 0.06 lot = $0.1 * 55\% = 0.055$ round up to 2nd decimal place

Remaining 0.04 lots = $0.1 - 0.06$

*The system rounds up to 2nd decimal place.

So if the Money Manager approves to decrease 54% of the balance in PAMM Account, the system will automatically close 0.05 lots in each trade instead, remaining 0.05 lots in each trade.)

Close 0.05 lot= $0.1 * 54\% = 0.054$, round up to 2nd decimal place

Remaining 0.05 lots= $0.1 - 0.05$

If there are 3 open trades and the trading volume of each trade is 0.01 lot and the Money Manager approves the funds reduced over 50%, the system will automatically close all 0.01 lot trades.

ie, $0.01 * 60\% = 0.006$, it will be 0.01 if we round up to 2nd decimal place.

In the same case, if the Money Manager approves the funds reduced less than 50%, the system will NOT close the open trades because the percentage of withdrawal amount is lower than the minimal trading volume.

ie, $0.01 * 40\% = 0.004$, it will be 0.00 if we round up to 2nd decimal place.

Calculate individually each position's partial close volume taking participant Investor' shares into consideration This means closing of a trade is only related to the account from which the withdrawal was made.

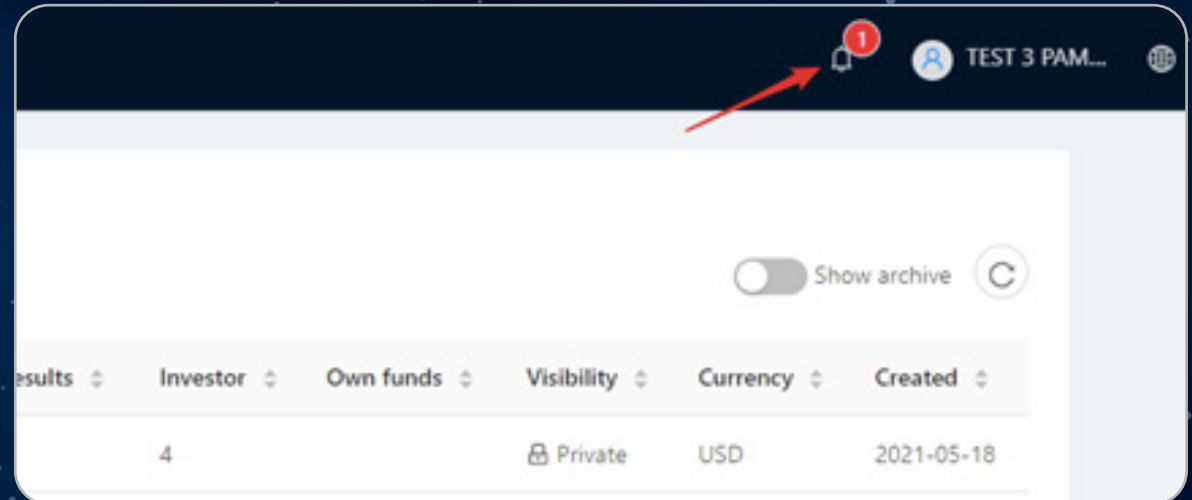
(This option is effective only if Partially close positions before executing withdrawal requests are enabled.)

For example, investor A is involved in Trades X and Y while investor B is involved in Trades Y and Z. If investor B makes a withdrawal, it will only affect Trades Y and Z.

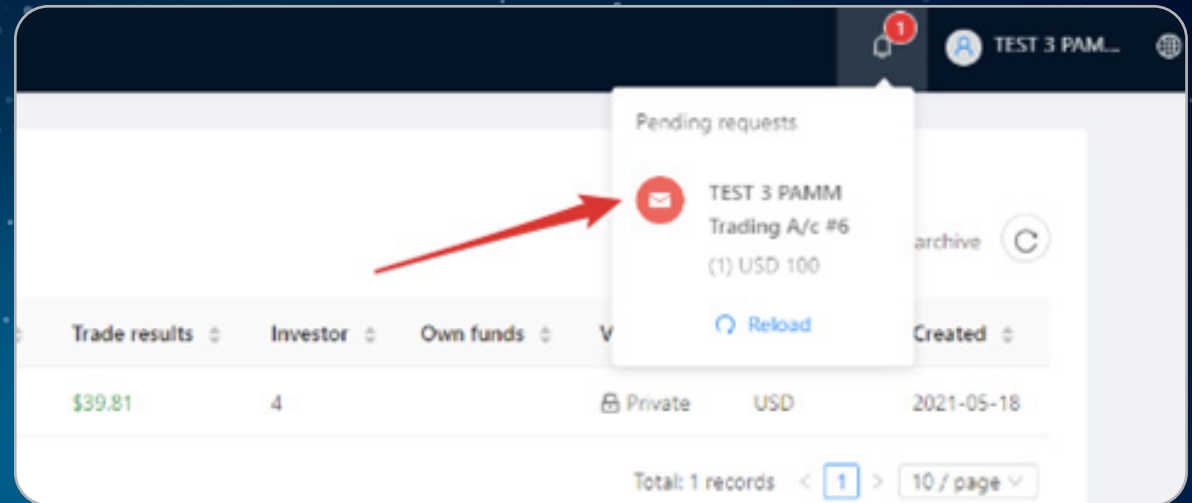
If the Money Manager does not activate the Partially close positions before executing withdrawal requests, the system will not auto-close trades in proportion to the amount withdrawn from the PAMM Account. The Money Manager must take the increased risk into consideration as the money decreases but the Trades remain the same.

IV. Approval and Refusal of Investor Applications

Applications for joining & exiting investment programs, deposits & withdrawals, etc. sent by investors will be displayed on the upper right of the page. As shown in the figure.



Click to view the details as shown in the figure below.



If you are sure that an Investor has sent a request but the request is not showing, please try to refresh the page.

After the deposit or withdrawal request has been approved, such request will not be processed immediately (The fund will not be credited to or withdrawn from the PAMM account) until the end of Trading interval. Money Manager can click Launch Rollover to ACTUALLY process the successful request.

Caution: The Money Manager is responsible for managing and taking responsibility for the risks of the PAMM Account. Please consider carefully before approving every request. We recommend process withdrawal only when there is no open trade.

Note: If the Money Manager wants to deposit his/her own funds into the PAMM Account, the Money Manager will need to open his/her own Investor Account and join the Offer.

PAMMAccount #2 Private

PAMM Master A/c

Launch Rollover Withdraw Close Manager

Pending requests
Confirmed requests will be processed at next rollover. You can manually launch a rollover by pressing the "Launch Rollover" button above (if applicable).

Investor	Time	Type	Amount	Share	Comment	
Pussadee	#61	2020-09-21 00:00:31	Withdrawal	-USD\$704.19	-0%	Confirm Reject
#		Total:	-\$704.19	0%	Confirm all Reject All	

V. Investment, History and Report

Investment

The page shows a list and overview of investor accounts joining the PAMM Account as follows:

1. Investor Name
2. PAMM Account Name
3. Funds (Capital)
4. Net Profit
5. Total Trading results (Performance) from the Investor joining this offer
6. Total Trading results (Performance) during the current Interval+Previous Loss
7. Name of the Offer
8. Date of joining

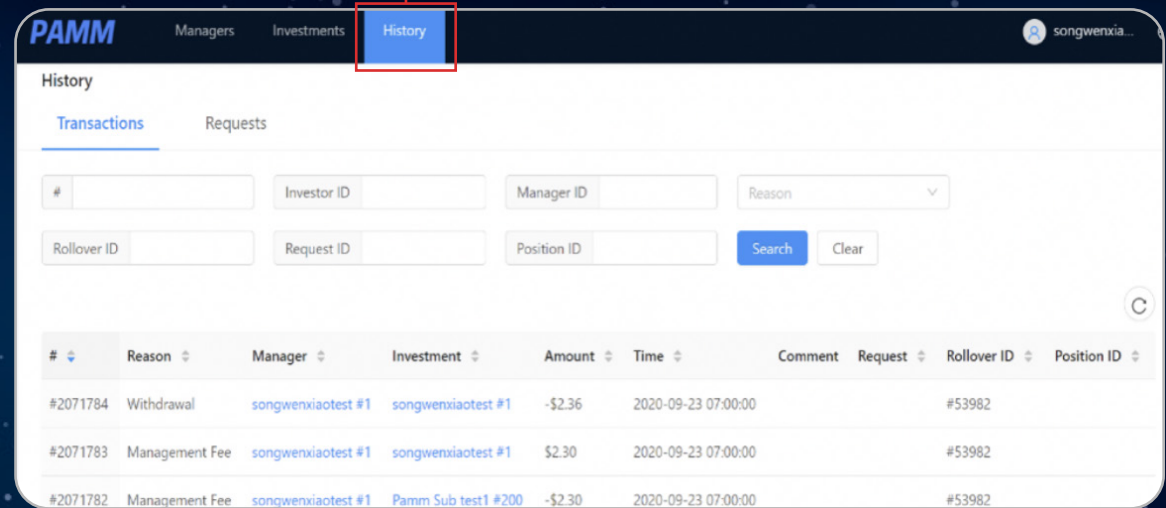
The screenshot shows the 'Investments' page in the PAMM Managers interface. The table lists investor accounts with various performance metrics. Red circles 1 through 8 are overlaid on the table headers to correspond with the list on the left.

Investor	PAMM	Funds	Net Profit	Trade results	Trade results	Trading interval	Offer	Created	
songwenxiaotest	#4400	songwenxiaotest #1	\$0.00	\$40.58	\$0.00			2020-03-27	
Pamm Sub test5	#4406	songwenxiaotest #1	\$514.70	-\$485.30	-\$485.30	-\$567.49	2020-09-22 - 2020-09-22	Default	2020-03-27
BJIT Test investor4	#4452	songwenxiaotest #1	\$0.00	\$0.00	\$0.00	\$0.00	2020-09-22 - 2020-09-23	เปิดรับเงิน	2020-06-17
Pamm Sub test2	#4403	songwenxiaotest #1	\$64.78	-\$35.22	-\$32.05	-\$36.17	2020-09-20 - 2020-09-23	tee70/30-3day	2020-06-19
Pamm Sub test4	#4405	songwenxiaotest #1	\$0.00	\$2.86	\$4.08	\$0.00	2020-09-20 - 2020-09-27	tee70/30-1week	2020-06-19

History

This page shows the history and statement of PAMM Accounts, divided into:

- Transactions: Which lists all kind of payment flow and trade results in the PAMM Account.
- Request: Which shows the history of all the requests from the Investor, including joining, leaving, deposit, withdrawal requests regarding the PAMM Account.

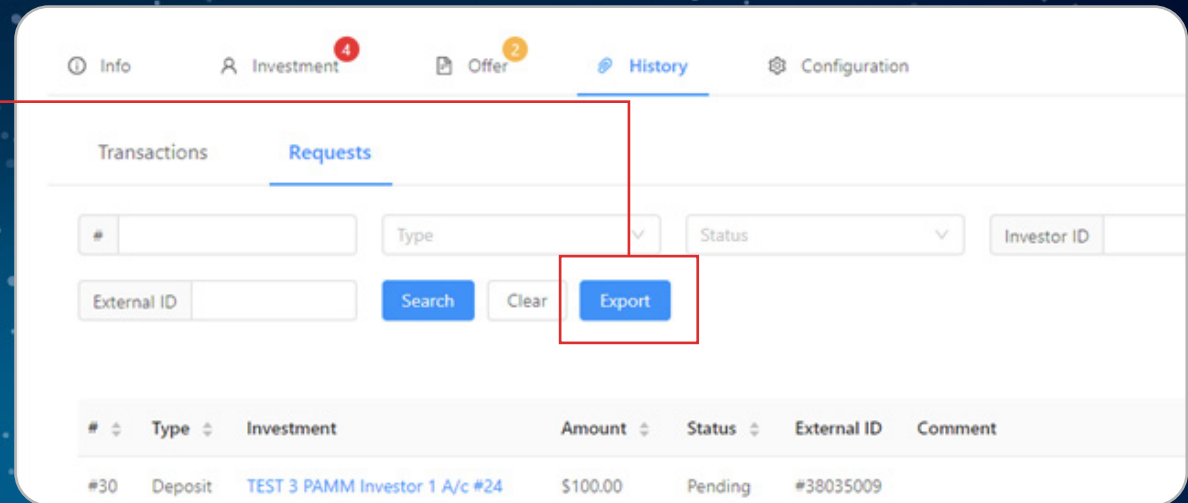


The screenshot shows the PAMM History page with the 'History' tab selected in the top navigation. The 'Transactions' sub-tab is active. The page features a search bar with fields for '#', 'Investor ID', 'Manager ID', 'Reason', 'Rollover ID', and 'Request ID', along with 'Search' and 'Clear' buttons. Below the search bar is a table with the following data:

#	Reason	Manager	Investment	Amount	Time	Comment	Request	Rollover ID	Position ID
#2071784	Withdrawal	songwenxiaotest #1	songwenxiaotest #1	-\$2.36	2020-09-23 07:00:00			#53982	
#2071783	Management Fee	songwenxiaotest #1	songwenxiaotest #1	\$2.30	2020-09-23 07:00:00			#53982	
#2071782	Management Fee	songwenxiaotest #1	Pamm Sub test1 #200	-\$2.30	2020-09-23 07:00:00			#53982	

Report

To get the report, click on the Button [Export] and fill the user name in.



The screenshot shows the PAMM History page with the 'Requests' sub-tab active. The 'Export' button is highlighted with a red box. The search bar includes fields for '#', 'Type', 'Status', and 'Investor ID', along with 'Search', 'Clear', and 'Export' buttons. Below the search bar is a table with the following data:

#	Type	Investment	Amount	Status	External ID	Comment
#30	Deposit	TEST 3 PAMM Investor 1 A/c #24	\$100.00	Pending	#38035009	